


HYDRAULIC 4-POST LIFT

COMBI LIFT

ONE FOR ALL, ALL IN ONE



STURDY AND PRECISE

- ✓ For repair, tire service and reliable wheel alignment
- ✓ Numerous accessories available
- ✓ Flat runways with space saving ramps
- ✓ Silent oil-submerged power unit

4000 KG | 6500 KG | 8000 KG

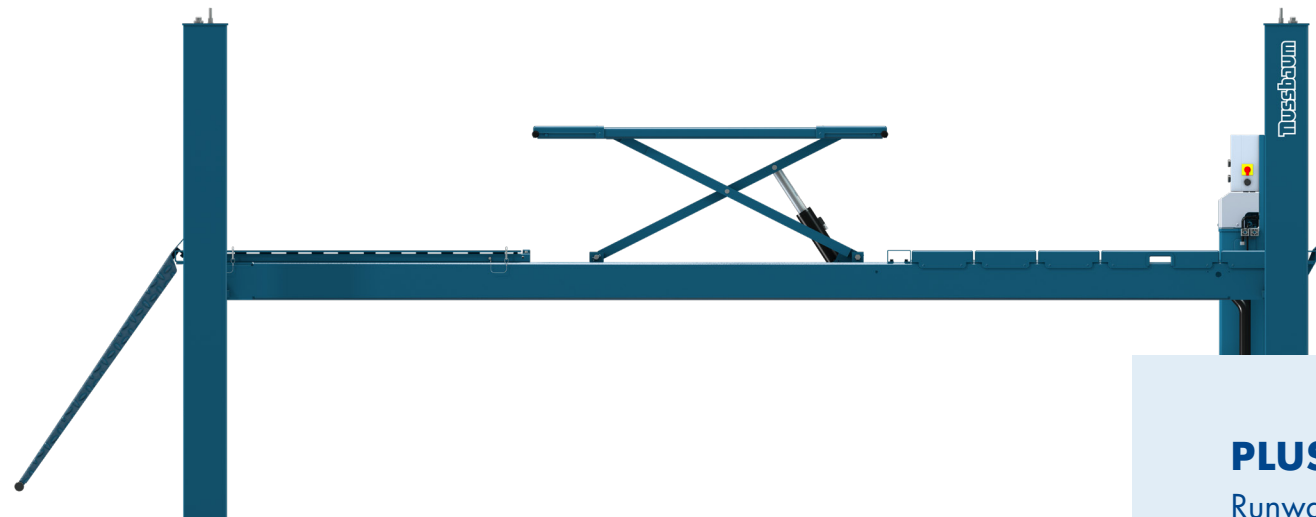


HYDRAULIC 4-POST LIFT

COMBI LIFT

A lift that will suit all your needs

You want to make repairs, wheel alignment, or tire service?
You want a lift that can have it all?
The COMBI LIFT exists in different versions and one is made for you. German made quality for a reliable work on passenger cars and transporters.



Reliable

- ✓ Powered by one hydraulic cylinder made by NUSSBAUM
- ✓ High capacity power unit with a submerged motor installed on the control column
- ✓ Control panel with push-button operation
- ✓ High precision in every locking position, locking position every 100 mm
- ✓ Level runways (Versions: STANDARD, AMS, PLUS AMS, PLUS AMS²)
- ✓ Roller bearing slip plates for wheel-alignment

Free floor

The lack of cables or connections under the lift allow for free movement and give you space for your equipment

3 accessories that will help you get everything out of your COMBI LIFT

Our **axle jack** Jax 2000 and Jax 2600, or our Jax 3200 allow you to lift the vehicle wheel free at the axle. Add our **lighting set** running along the whole runway, and your working comfort is complete. We offer joint **play detectors** with integrated control buttons on the control torch for all models up to the COMBI LIFT 4.65 S. Further accessories for wheel alignment are available.

PLUS

Runway with adjustable wheel free lift with patented HyperFlow® technology

AMS

Runway with wheel alignment set consisting of rear slide plates and front recesses for turntables


PLUS AMS

Runway with wheel-free lift and wheel alignment set


PLUS AMS²

Runway with offset wheel-free lift and wheel alignment set incl. double sliding plate

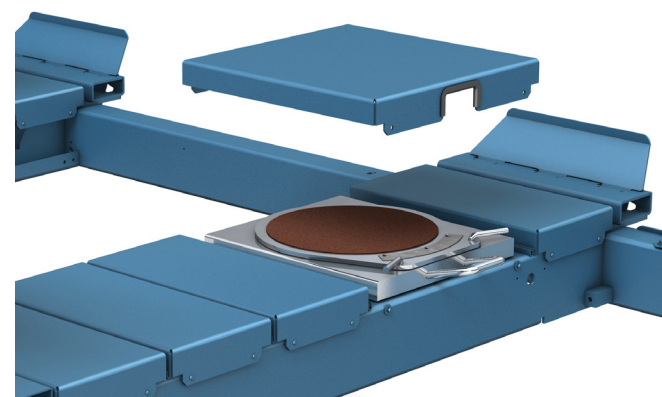
COMBI LIFT 4000, 6500 AND 8000: WE OFFER THE RIGHT CAPACITY FOR ANY WORKSHOP



COMBI LIFT standard with flat runway



COMBI LIFT PLUS with wheel-free lift powered by hydraulic HyperFlow® technology



COMBI LIFT AMS Runway with recesses for turntables in front and sliding plates in the back

YOUR BEST ALLY FOR WHEEL ALIGNMENT (AND EVERYTHING ELSE)

- Always precise
- Many options and accessories available
- Comes in 3 weight classes, from 4 to 8 tons



CHOOSE YOUR COMBI LIFT

COMBI LIFT	4.40 S	4.65 S	4.80 H
Lifting capacity (kg)	4500*	6500	8000
Lifting/lowering time approx. (sec)	40/35	55/60	45/35
Lifting height (mm)	1976	2000	1800
Lifting height AMS (mm)	2008	2050	-
Runway length (mm)	4830	5722	6000
Runway width (mm)	500	696	670
Distance between runways (mm)	834-984	478-928	800-1200
Drive-on height (mm)	160	184	217
Drive on height Version AMS (mm)	210	234	-
Drive on height Version Plus AMS (mm)	210	234	-
Total height column (mm)	2162	2428	2328
Total length (mm)	6150	6915	7800
Motor (kW)	3	3	3
Power supply (V/Hz)	400/50	400/50	400/50


***Please note:** With the optional wheel free lift, the lifting capacity of COMBI LIFT 4.40 S is reduced to 4000 kg

WHEEL FREE LIFT (VERSION PLUS & PLUS AMS)	4.40 S	4.65 S
Lifting capacity wheel free lift (kg)	3000	3500
Lifting/lowering time wheel free lift (sec)	15/5	12/8
Lifting height wheel free lift (mm)	525	508
Platform length wheel free lift (mm)	1530-1900	1471-1951

ACCESSORIES




Jax 2000/2600




Double sliding plate



Lighting 4 LED tubes



Adjustable runway distance



Play detector with remote control

**More accessories
available**