

TWIN SPLIT

Cod.
TST/P
TST/E

PATENT PENDING



Sollevatore mobile a doppia pedana indipendente ad azionamento elettro-idraulico o pneumo-idraulico,
Dotato di sicurezza automatica a rilascio remoto.
Due pedane separate che possono essere inserite facilmente sotto la vettura.

Mobile double frame lift with electro-hydraulic pump or hydro-pneumatic pump. The lift has two independent frames that slide under each side of the vehicle.
Automatic safety locks with remote release.



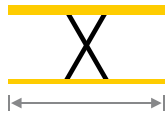
Pompa ad aria



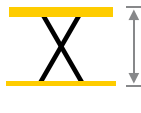
CARATTERISTICHE TECNICHE | TECHNICAL FEATURES



95 kg
PESO
WEIGHT



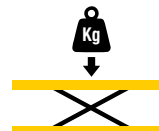
1800 mm
LUNGHEZZA
LENGTH



455 mm
ALT. MAX
MAX HEIGHT




85 mm
ALT. MIN
MIN HEIGHT



2500 kg
PORTATA
CAPACITY



350 Bar
POMPA
PUMP



60 mm
TAMPONE
BUFFER



2000x320x650 mm
IMBALLO
PACKAGING